


SEPA-FIX
simply better

SEPARATOR

No external drive required

Low wear

High throughput capacity


Low investment costs

Made of stainless steel

**The innovative, low-maintenance
manure separation system for
forward-looking farming**

Patent angemeldet | Pat. Pend.

 **SWISSTEC AG**
SPEZIALMASCHINENBAU



Solid separator for manure separation

Features

- ✓ **Efficient solid and fibre separation** – reliably separates fibrous manure directly on site
- ✓ **Energy-independent** – no external drive needed, simply connect to the existing pump
- ✓ **Matching pump optionally available** – ready for immediate use and flexibly adaptable
- ✓ **Low-maintenance and wear-reduced** – durable components for continuous operation
- ✓ **Cost-efficient** – low purchase costs with maximum usability
- ✓ **Flexible use** – mobile or stationary
- ✓ **Robust construction** – stainless steel design for long-term reliability
- ✓ **Easy to operate** – intuitive function, quick cleaning and maintenance

Operating principle

1. Manure inlet

Die Gülle wird mithilfe einer externen Pumpe in den Separator gefördert.

2. Impact on the core component – the fan rotor

Via an inlet nozzle, the manure hits the machine's core component (patent pending) – the so-called fan rotor – at high speed.

3. Rotation through flow

The special spiral-shaped design of the fan rotor causes it to rotate through the flow.

4. Separation of liquid and solids

The fan rotor acts like a fine screen. The liquid components flow through grooves in the fan rotor into a separate chamber and drain off without pressure.

5. Separation of solids

The remaining solid components are separated on the ribs of the fan rotor. Due to the flow direction and centrifugal force, the solids are thrown against the inner housing and then fall out of the machine by gravity.



Technical Details

SEPA-FIX

Fan rotor

The core and key feature of the separator. The spiral-shaped rotor acts like a fine screen. Liquid components flow through grooves into a separate chamber and drain off without pressure. Solid components remain on the grooves and are separated once sufficient centrifugal force is reached. (patent pending)

Bearing unit

Oil-lubricated bearing of the fan rotor with optional integrated speed measurement.

Inlet nozzle

The manure hits the fan rotor at high speed and sets it in rotation.

Cover

Tool-free opening cover with gas struts and quick-release fasteners, allowing easy maintenance and cleaning access.

Outlet

Separated manure is discharged through the generously sized outlet.

Inner housing and solids discharge

Solids are thrown against the inner housing by centrifugal force and fall out of the machine by gravity.

Foreign object discharge


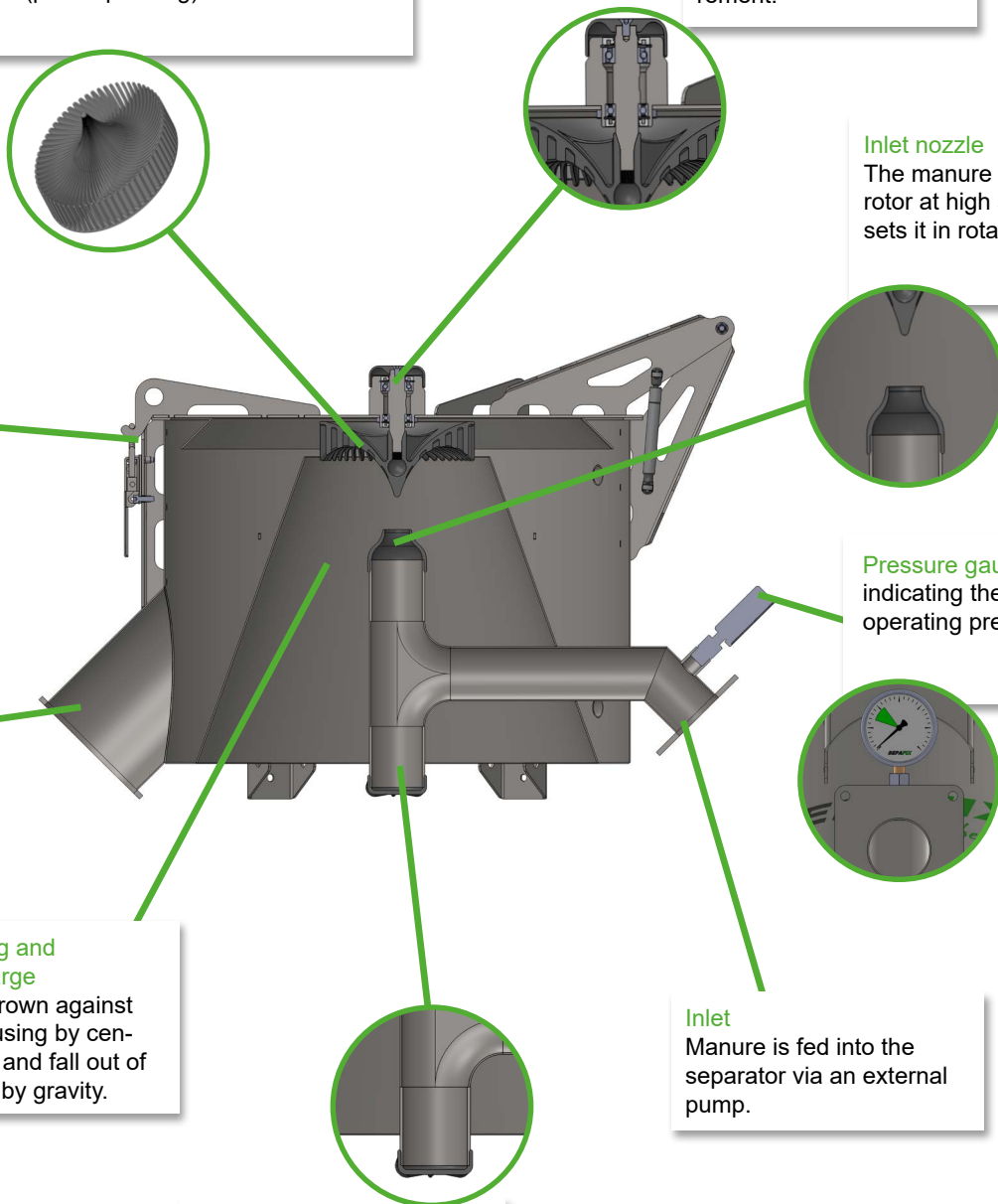
Removal of coarse foreign objects through blind cover.

Inlet

Manure is fed into the separator via an external pump.

Pressure gauge

indicating the optimum operating pressure.



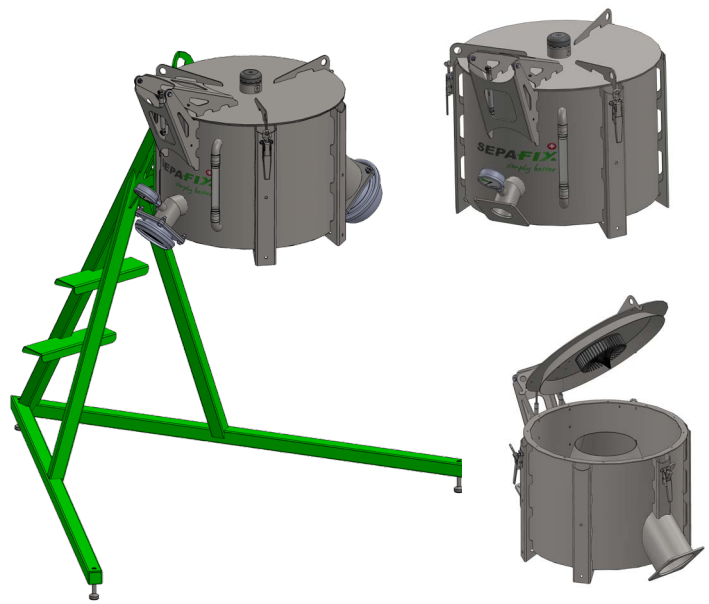
Technical specifications

Sepafix Typ

SPF 250

Throughput capacity	approx. 80m ³ /h
Pressure range	approx. 1,2 - 2,2 bar
Dry matter content	≤ 20%
Weight	98 kg
Dimensions L / W / H	1191 / 794 / 792 mm
Connection Inlet	4-hole 150 mm
Connection process	4-hole 200 mm

*This information is provided without guarantee.
Subject to change.*



Why manure separation?

- **Low-emission** spreading is becoming **mandatory** worldwide.
- **Many spreading systems reach their limits with fibrous and solids-rich manure.**
The **Schleppfix** also spreads this type of manure reliably, but for even cleaner manure, separation with **SEPAFIX** is recommended.
- **SEPAFIX separates solids directly on site and improves manure flowability.**
- **Fewer fibre residues** in the crop – cleaner grass and better feed quality.
- **Protects spreading equipment** and optimises nutrient utilisation.



Swisstec AG
Spezialmaschinenbau
Werkstrasse 4
CH-9243 Jonschwil

+41 (71) 923 23 72
info@swisstecag.ch
www.swisstecag.ch
www.schleppfix.ch

Your Dealer:

26-1 EN

